

# ELV-SERIES

Elevator Sump Pump Systems with OilTector® Control


# Liberty Pumps®

A Family and Employee Owned Company

Ideal for elevators, garages and areas where the discharge of oil/ hydrocarbons into the environment is prohibited. Compliant with ASME A17.1.

## Features

- Complete packaged system
- 1/3, 1/2 or 3/4 hp Sump pump
- 1-1/2" Discharge
- OilTector® control
- Remote alarm
- 115 or 230V Models
- Easy clamp-mount installation, with plug-in ready wiring



The OilTector® control system is designed and approved for safe operation of pumping, alarming and monitoring of elevator sump pits, transformer vaults and other applications where oil and water must be detected. The OilTector® system will activate the pump to remove water from elevator pits in accordance with ASME A17.1, and will provide pumping of only water - even if an oil condition is detected. The OilTector® cycles the pump only in the water range. Oil and other harmful substances are not discharged into the environment. An alarm is activated in the event of a high water condition or high oil condition.



innovate. evolve.

# ELV-Series System with OilTector® Control

## Operation

On water rise, the pump will activate when the water level reaches the "pump on" probe. Pump will remain on until the water level is below the "pump off" probe. When the "pump off" probe no longer senses water it turns the pump off, air and/or oil are ignored and an oil layer (if present) will not be pumped out of the sump. If the liquid level reaches the "alarm" probe and mechanical float, the system will differentiate between water and oil and activate the appropriate alarm.

## Features

- Heavy-duty 1/3, 1/2 or 3/4 hp cast iron sump pump
- Oil resistant SJEOOW cord, 25' standard length (6' and 50' lengths available)
- Easy clamp mounted pre-set level sensor holder
- No field adjustments required. OilTector® will turn pumps ON and OFF, sound the high water alarm, and high oil alarm with one easy installation
- Control panel with separate pump and control circuits - NEMA 1 enclosure. Height 10.0" x width 7.5" x depth 5.5"
- Plug-in ready pump cord and control panel cord for quick and easy installation
- Remote alarm with auxiliary contacts for connection to building automation or SCADA system, 24-Volt AC/DC, 100 mA max switching
- Power ON, Pump Run, High water and High oil lights
- ASME A17.1 compliant

## ELV-Series Complete Sump Pump Systems [Pump, OilTector® Control, Alarm]

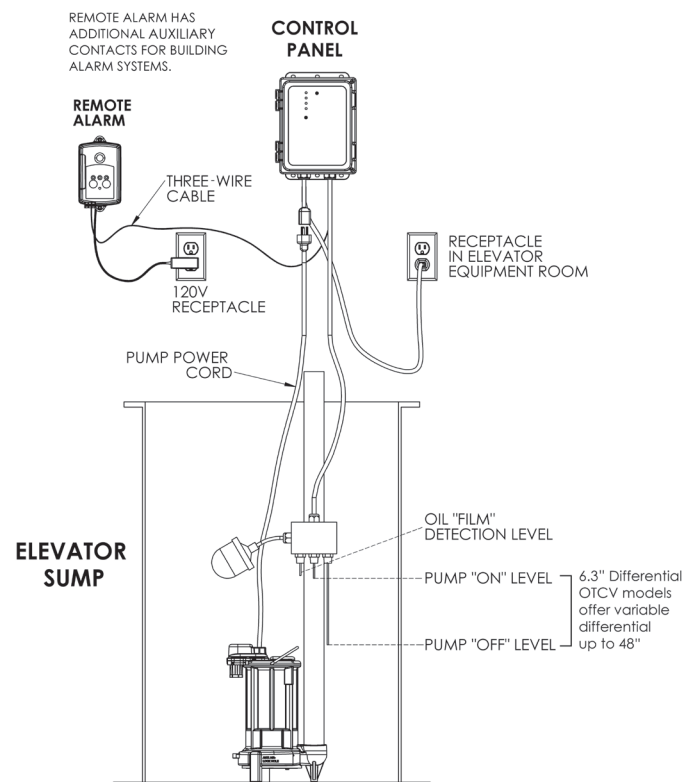
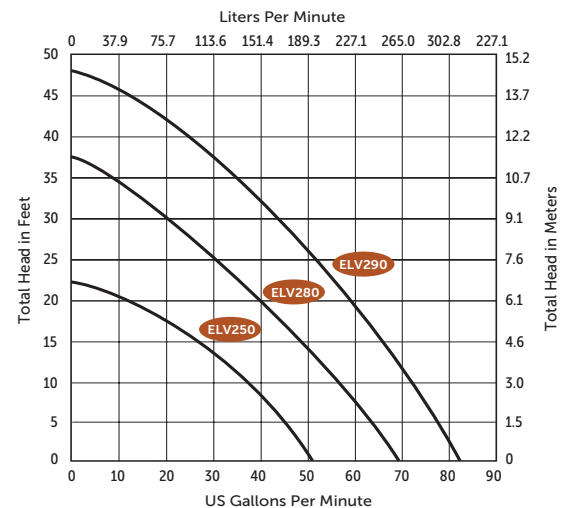
MODEL	HP	VOLTS	WEIGHT
ELV250	1/3	115	34 lbs
ELV280	1/2	115	40 lbs
ELV280HV	1/2	230	40 lbs
ELV290	3/4	115	42 lbs
ELV290HV	3/4	230	42 lbs

## OilTector® Control & Alarm Only

MODEL	MAX HP	VOLTS	MAX AMP	CORD LENGTH	WEIGHT	DIFFERENTIAL
OTC-115	1	115	15	25'	11 lbs	6.3"
OTC-230	2	230	15	25'	11 lbs	6.3"
OTC-115-5	1	115	15	50'	12 lbs	6.3"
OTC-230-5	2	230	15	50'	12 lbs	6.3"
OTCV-115	1	115	15	50'	13 lbs	Up to 48"
OTCV-230	2	230	15	50'	13 lbs	Up to 48"

## Performance Curve

60 Hz, 3450 RPM



## Pump Only Models

MODEL	HP	VOLTS	WEIGHT
EV250	1/3	115	24 lbs
EV280	1/2	115	30 lbs
EV280HV	1/2	230	30 lbs
EV290	3/4	115	32 lbs
EV290HV	3/4	230	32 lbs

Above models supplied with standard 25' pump power cord. For 6' or 50' pump power cords add -06 or -5 respectively. Example: ELV290-06 for 6' pump power cord.