




## 5/2-way Solenoid Valve for pneumatic systems

- Compact design
- Single and manifold mounting
- Low power consumption
- Fast response times

Type 6511 can be combined with...



**Type 8640**

Valve island



**Type 2031**

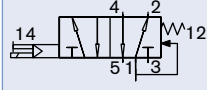
Diaphragm valve

Type 6511 consists of the pilot flipper solenoid valve Type 6144 and a pneumatic seat valve. The Flipper principle allows switching of high pressures with low power consumption and with short switching times. All valves are equipped with manual override as a standard.

Type 6511 is extendable and preferably with a cable plug at the back of the valve island, Type 8640, and with the plug connection at the front of the valve block in the pneumatic control actuators.

Technical data	
<b>Orifice</b>	DN 2.5 mm
<b>Body material</b>	PPS, PA
<b>Seal material</b>	NBR, FKM
<b>Medium</b>	Lubricated, oilfree, dry compressed air; Neutral gases (5µm filter recommended)
<b>Medium temperature</b>	0 to +50 °C
<b>Ambient temperature</b>	0 to +55 °C
<b>Manual override</b>	Standard
<b>Port connection</b>	Flange for MP02
<b>Pneumatic module</b>	Type MP02 with M5 or push-in connection Ø4 mm
<b>Voltage tolerance</b>	±10%
<b>Operating voltages</b>	24 V DC
<b>Nominal power</b>	0.8 W
<b>Duty cycle</b>	Continuous operation (100% ED)
<b>Electr. connection on valve</b>	Rectangular plug, 2 pin, with raster 5.08 mm
<b>Protection class</b>	IP 40
<b>Protection class</b>	3 acc. to VDE 0580
<b>Mounting</b>	with 2 self tapping screws for plastic 2 x 20
<b>Installation</b>	As required, preferably with actuator upright
<b>Response times [ms]</b>	Measurement acc. to ISO 12238
Opening	< 15ms
Closing	< 10ms

## Ordering chart for valves

Circuit function	Orifice [mm]	Q <sub>N</sub> value air [l/min] <sup>2)</sup>	Pressure range [bar] <sup>3)</sup>	Voltage/Frequency [V/Hz]	Manual override	Item no. plug contact at rear <sup>3)</sup> for Valve island Type 8640	Item no. Plug contact at front <sup>4)</sup> for valve block
<b>H</b> 5/2-way valve 	2.5	130	2.5-10	24 V/DC	with	187 604	184 315
					none	184 310	187 603

<sup>1)</sup> Measured at +20°C, 6 bar pressure at valve inlet and 1 bar pressure difference

<sup>2)</sup> Measured as overpressure to the atmospheric pressure

<sup>3)</sup> At rear: Plug connection on flange side

<sup>4)</sup> In front: Plug connection offset at 180° to flange

## Ordering chart for pneumatic module, Type MP02 (for 5/2-way valves)

Module Type MP02	Item no.
Connector module right, G1/8	135 008
Connector module right, NPT 1/8	134 743
Connector module right, push-in connection Ø 8 mm	135 009
Connector module left, G 1/8	135 005
Connector module left, NPT 1/8	134 742
Connector module left, push-in connection Ø 8 mm	135 006
Connector module without supply, left	135 007

Module Type MP02	Item no.
Basic module 2 valves, M5	135 010
Basic module 2 valves, push-in connection	135 011
Basic module 3 valves, M5	135 012
Basic module 3 valves, push-in connection	134 744
Basic module 12 valves, M5	135 013
Basic module 12 valves, push-in connection	135 014

## Ordering chart for accessories

Version	Features	Item no.
Closing plug	for plug-in coupling Ø 4 mm	781 664
Blanking plug	G 1/8	631 019
Silencer	G 1/8	005 305
Covering plate, complete	for non-configured valve position on MP02	642 029
Rectangular cable plug	with 3m cable	133 486
Rectangular cable plug	with 300 mm flying leads	644 068
Rectangular cable plug	with 2 single contacts	644 067

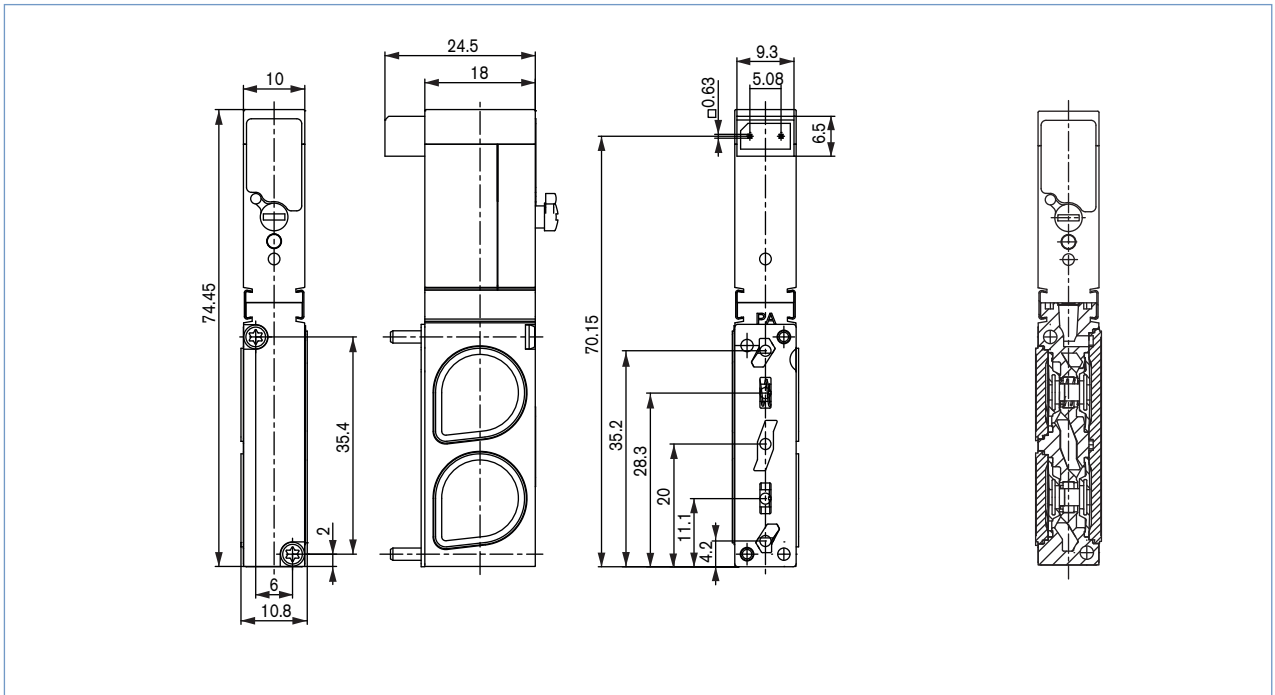
## Note for ordering complete valve block

Please order the modules for block assembly from right to left according to the example

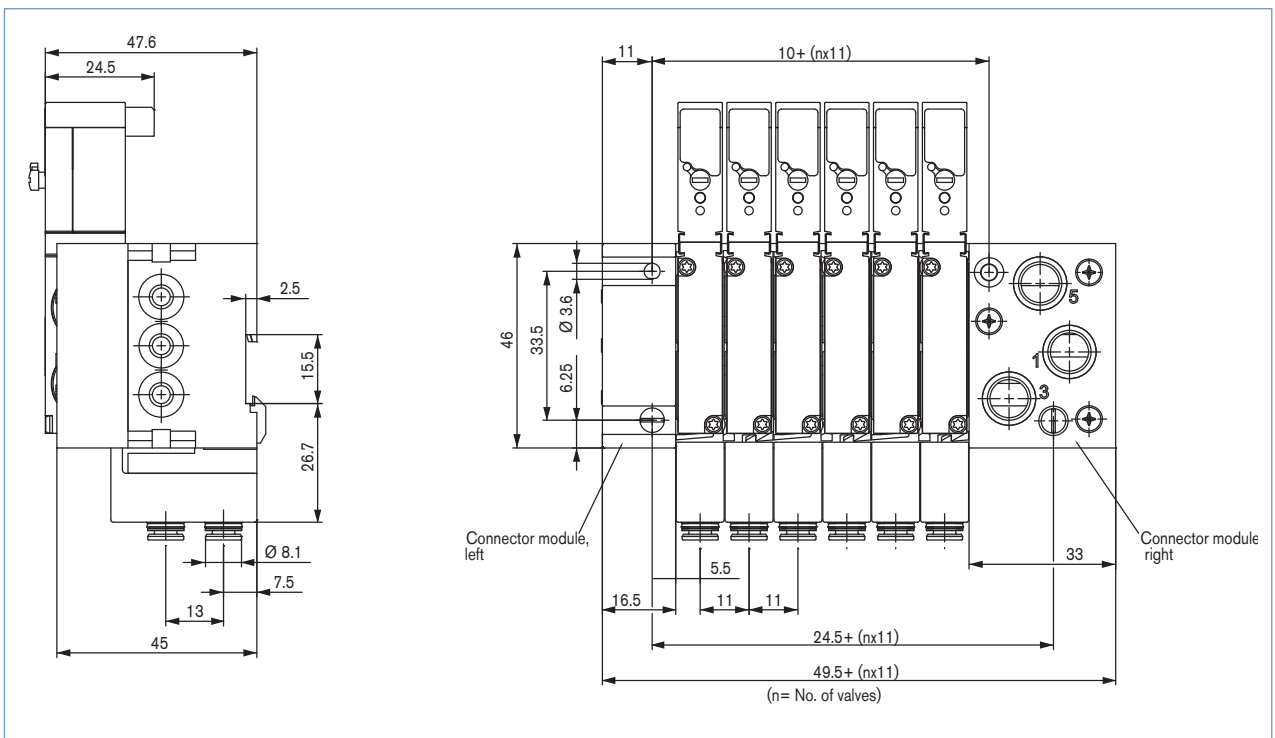
## Ordering example: Type 6511 with Type MP02

Pieces	Unit	Item no.
1	Connector module right, G 1/8	135 008
1	Basic module 2 valves, push-in connection	135 011
1	Basic module 3 valves, push-in connection	135 744
1	Connector module left, G 1/8	135 005
5	Valves	134 283

Dimensions 5/2-way Solenoid Valve [mm]



manifold mounting on wall or with DIN/EN rail 50045



To find your nearest Bürkert facility, click on the orange box →

[www.burkert.com](http://www.burkert.com)

In case of special application conditions,  
please consult for advice.

Subject to alterations  
© Christian Bürkert GmbH & Co. KG

1005/1\_EU-en\_00895128